

# County College of Morris Active Threat Seminar



# Overview

- The basic emergency procedures outlined in this Seminar Exercise are intended to protect lives and property through effective use of college and campus resources
- The procedures contained within this seminar are based on the County College of Morris Active Threat On Campus Response
- The video at the conclusion of the seminar was filmed at California State University and supports the message of County College of Morris' Active Threat on Campus Response



DEPARTMENT of PUBLIC SAFETY

Phone: 973-328-5553

email: [hjackson@ccm.edu](mailto:hjackson@ccm.edu)

# Purpose and Objectives

- Identification of essential functions, programs and personnel
- Identify the response to emergency scenarios and disasters
- Identify the delegation of authority and lines of succession during an emergency scenario or disaster
- Identify the recovery of time sensitive processes in accordance with pre-established recovery time objectives
- Ensure the timely restoration and ultimate return to permanent operating environment




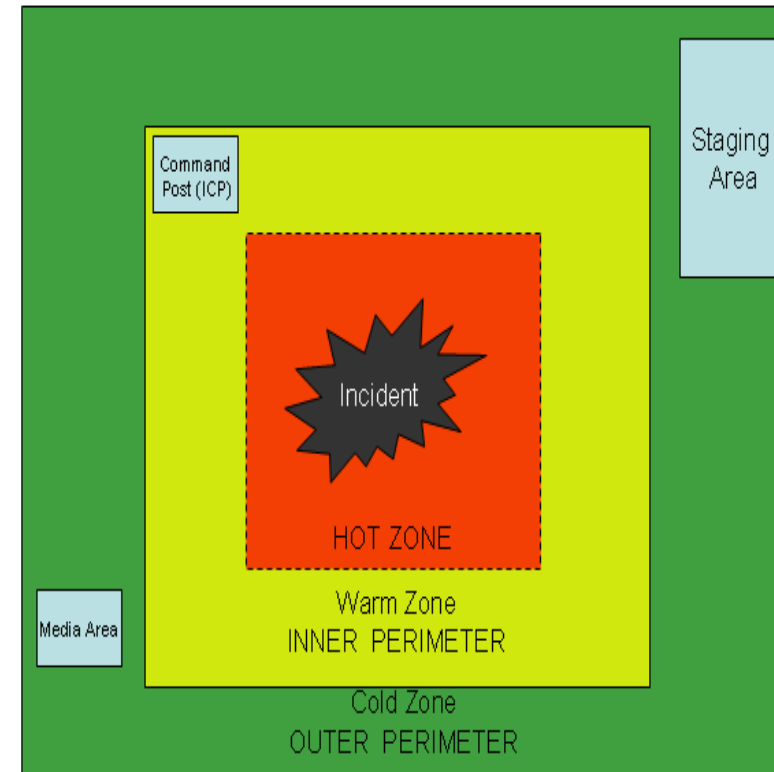
DEPARTMENT of PUBLIC SAFETY

Phone: 973-328-5553

email: [hjackson@ccm.edu](mailto:hjackson@ccm.edu)

# Principles of the Incident Command System

- Establish Command and Control
- Establish Communications
- Establish and Incident Command Post
- Identify the “Hot Zone” and Perimeters
- Identify and Establish Staging Areas
- Identify and Request Additional Resources



DEPARTMENT of PUBLIC SAFETY

Phone: 973-328-5553

email: [hjackson@ccm.edu](mailto:hjackson@ccm.edu)

# Hostile Intruder/Active Threat on Campus

- A hostile intruder/active shooter is an individual who is engaged in killing, or attempting to kill, people in a confined and populated area
- Hostile intruder/active shooter situations are often over within minutes
- Individuals must be prepared both mentally and physically to deal with a hostile intruder/active shooter situation
- Be aware of your environment and any possible danger
- Take note of the two nearest exits in any facility you visit



DEPARTMENT of PUBLIC SAFETY

Phone: 973-328-5553

email: [hjackson@ccm.edu](mailto:hjackson@ccm.edu)

# Call 9-1-1 When Safe To Do So

- Information to provide to law enforcement or 9-1-1 operators:
  - Your location on the CCM campus
  - Location of the hostile intruder/active shooter
  - Number of suspects
  - Physical description of the suspect(s)
  - Number and type of weapons (long gun or handgun)
  - Number of potential victims at the location
  - Whether you saw them use, or plant, any explosive devices



DEPARTMENT of PUBLIC SAFETY

Phone: 973-328-5553

email: [hjackson@ccm.edu](mailto:hjackson@ccm.edu)

# How to Respond: Run, Hide, Fight

- Quickly determine the most reasonable way to protect your own life
- If you are in a room or office, stay there and secure the door
- If you are in a hallway, get into a room and secure the door
- If the door does not lock, barricade the door using furniture



DEPARTMENT of PUBLIC SAFETY

Phone: 973-328-5553

email: [hjackson@ccm.edu](mailto:hjackson@ccm.edu)

# Run

- Evacuate using any accessible escape path
- Have an escape route and plan in mind and only run if safe to do so
- Leave your belongings behind
- Do not run in a straight line, use trees, vehicles, and other objects as cover
- Warn individuals entering the area
- Do not attempt to move wounded people
- Do not go to your vehicle and attempt to drive away



DEPARTMENT of PUBLIC SAFETY

Phone: 973-328-5553

email: [hjackson@ccm.edu](mailto:hjackson@ccm.edu)



# Hide

- If evacuation is not possible, find a place to hide
- Do not huddle together
- Avoid areas where you can be trapped if noticed
- Lock the door, or block it with heavy furniture to prevent entry



DEPARTMENT of PUBLIC SAFETY

Phone: 973-328-5553

email: [hjackson@ccm.edu](mailto:hjackson@ccm.edu)

# Fight

- As a last resort, and only when your life is in imminent danger
- Attempt to disrupt or incapacitate the threat
- Throw items and use improvised weapons
- Act as aggressively as possible towards the intruder/shooter
- Coordinate a plan with the others around you
- Commit to your actions



DEPARTMENT of PUBLIC SAFETY

Phone: 973-328-5553

email: [hjackson@ccm.edu](mailto:hjackson@ccm.edu)

# When Law Enforcement Arrives

- Officers will respond to the area where the last shots were heard
- Usually arrive in teams of 2 - 4
- May be wearing regular uniforms, helmets, face masks, external bullet proof vests, handguns, long guns, and other tactical equipment
- May use tear gas or pepper spray to get scene control, disorient suspects
- May shout commands and push individuals to the ground for their safety
- Will NOT stop to help injured persons until the threat has been neutralized



DEPARTMENT of PUBLIC SAFETY

Phone: 973-328-5553

email: [hjackson@ccm.edu](mailto:hjackson@ccm.edu)

# When You Encounter Law Enforcement

- Follow officers instructions
- Put down any bags, jackets and empty your hands
- Raise your hands, spread your fingers, wait for instructions
- Keep hands visible at all times
- Avoid making quick movements towards officers, do not grab on to them
- Avoid pointing, screaming, yelling at them



DEPARTMENT of PUBLIC SAFETY

Phone: 973-328-5553

email: [hjackson@ccm.edu](mailto:hjackson@ccm.edu)

# What To Do If Taken Hostage

- Avoid drastic action, the initial contact is most dangerous
- Follow instructions, but be alert
- Do not provide unsolicited information to the captor
- Avoid appearing hostile, no prolonged eye contact
- Avoid: speculating, questioning the suspect, arguments
- Be observant, try to remember all distinguishing characteristics
  - Scars, marks, tattoos, hair color, height, clothing, speech
- Be patient and confident that rescue operations are underway



DEPARTMENT of PUBLIC SAFETY

Phone: 973-328-5553

email: [hjackson@ccm.edu](mailto:hjackson@ccm.edu)

# Emergency Response Actions

“The goal of any response is a timely resolution of the incident, minimum interference of college operations, and a smooth transition to normal operations. The responses do not take into consideration the mental and emotional impact that these hazards and incidents may cause to County College of Morris (CCM) and surrounding communities; rather they are designed to resolve the incident so those issues may be given the proper attention and resources.”

“The establishment of an Emergency Operations Center (EOC) focuses on strategic level support for the response and overall operations of CCM.”



DEPARTMENT of PUBLIC SAFETY

Phone: 973-328-5553

email: [hjackson@ccm.edu](mailto:hjackson@ccm.edu)

# Response To Incident On Campus

- Primary action by all individuals, not responding to the scene, should be shelter in place
- Most often the safest place for those unaffected by the incident is stay where you are
- CCM Department of Public Safety (DPS) will arrive on scene and set up an Incident Command Post to coordinate incident activities
- The highest ranking DPS Officer will be the Incident Commander until relieved by a higher ranking officer



DEPARTMENT of PUBLIC SAFETY

Phone: 973-328-5553

email: [hjackson@ccm.edu](mailto:hjackson@ccm.edu)

# Communications

- Marketing and Public Relations (MPR) coordinates with the Emergency Management Team to organize and disseminate information relating to any incident deemed necessary
- MPR will communicate, as appropriate, information to the following constituencies: faculty, students, staff, parents, alumni, trustees, media and the general public
- If media outlets are expected to respond to campus, MPR will establish a staging area to facilitate media questions and announcements



DEPARTMENT of PUBLIC SAFETY

Phone: 973-328-5553

email: [hjackson@ccm.edu](mailto:hjackson@ccm.edu)



# Campus Alert System – “Titan Alert”

- Emergency Alert notification warnings, to the campus community, will be distributed through “Titan Alert”
- Examples of emergencies that warrant such notification include but not limited to;
  - Hostile intruder / Active shooter
  - Hostage / Barricade situation
  - Riot
  - Bomb threat
  - Weather (tornado, hurricane, blizzard, etc.)
  - Fire/Explosion
  - Structural damage
  - Any situation which has the potential to cause harm or interruption to normal campus activities



DEPARTMENT of PUBLIC SAFETY

Phone: 973-328-5553

email: [hjackson@ccm.edu](mailto:hjackson@ccm.edu)

# Pre-Scripted Emergency Alert Notifications

- Director of Marketing and Public Relations has prepared a list of brief messages that identify possible emergency incidents
- Instructions will be provided detailing the initial response
- To receive the messages via the College's mass notification system (Titan Alert) make sure you register your information:
- <https://www.ccm.edu/admissions/records-and-registration/titan-faqs/>




DEPARTMENT of PUBLIC SAFETY

Phone: 973-328-5553

email: [hjackson@ccm.edu](mailto:hjackson@ccm.edu)

# Run, Hide, Fight Video

Double click in the box to  
open hyperlink



DEPARTMENT of PUBLIC SAFETY

Phone: 973-328-5553

email: [hjackson@ccm.edu](mailto:hjackson@ccm.edu)

# Questions



DEPARTMENT of PUBLIC SAFETY

Phone: 973-328-5553

email: [hjackson@ccm.edu](mailto:hjackson@ccm.edu)