

Community College Survey of Student Engagement (CCSSE)

Benchmarks

- ❖ CCSSE benchmarks are groups of conceptually related survey items that focus on institutional practices and student behaviors that promote student engagement—and that are positively related to student learning and persistence.

CCSSE Methodology

2010

- ❖ Administered 2010 spring semester to 1,611 students in 70 randomly selected class sections
- ❖ 636 surveys were returned (39% response rate)
- ❖ Respondent demographics similar to CCM student demographics except in full-time and traditional age (overrepresented) and part-time and African American (underrepresented)

2011

- ❖ Administered 2011 spring semester to 1,674 students in 68 randomly selected class sections
- ❖ 611 surveys were returned (36% response rate)
- ❖ Respondent demographics similar to CCM student demographics except in full-time, traditional age, and white students (overrepresented) and part-time (underrepresented)

2015

- ❖ Administered in 2015 spring semester to 1,323 students in 66 randomly selected class sections
- ❖ 777 surveys were returned (59% response rate)
- ❖ Respondent demographics similar to CCM student demographics except in full-time and traditional age (overrepresented) and part-time and Hispanics/Latinos (underrepresented)

CCSSE Methodology cont'd

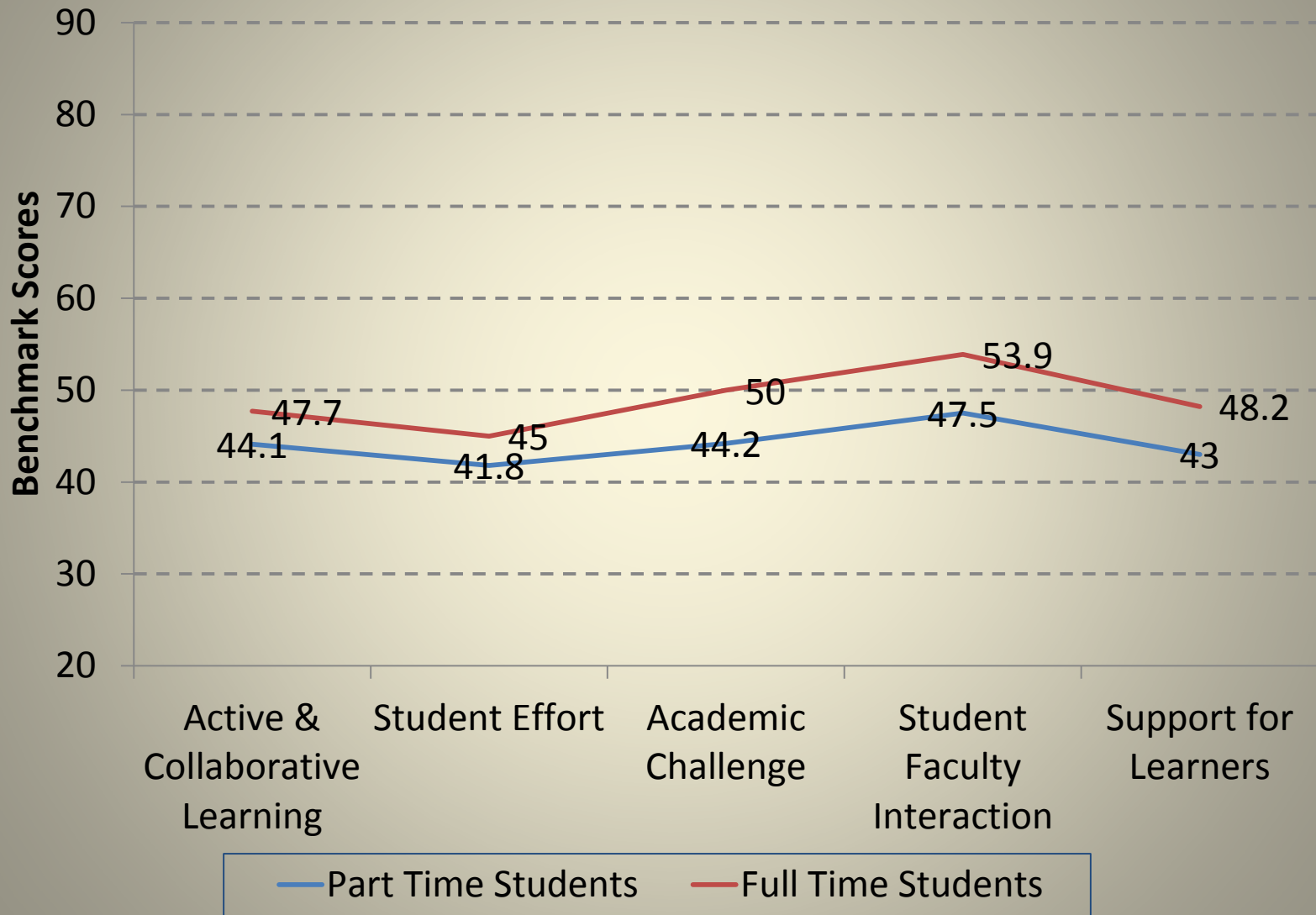
Procedure

- ❖ Surveys were administered in randomly selected classes through the Center with equal distribution among morning, afternoon, and evening classes.
- ❖ Faculty were contacted and scheduled for in-class survey administration
- ❖ The completed surveys were sent to CCSSE to analyze and report the benchmarks

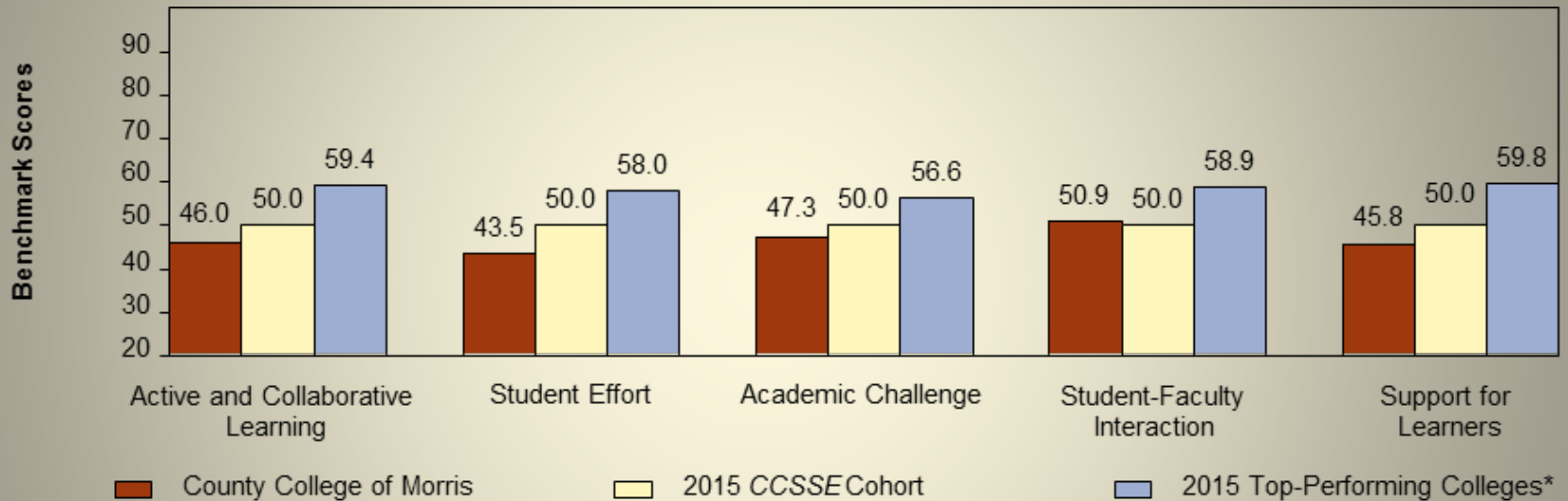
Exclusions

- ❖ The respondent did not indicate whether he or she was enrolled Full-time or Part-time
- ❖ A survey is invalid if a student does not answer, answers very often, or answers never the 21 sub-items in item 4.
- ❖ The respondent reported his or her age as under 18 or had taken the survey in a previous class or left the response blank

2015 Benchmark Overview by Enrollment Status



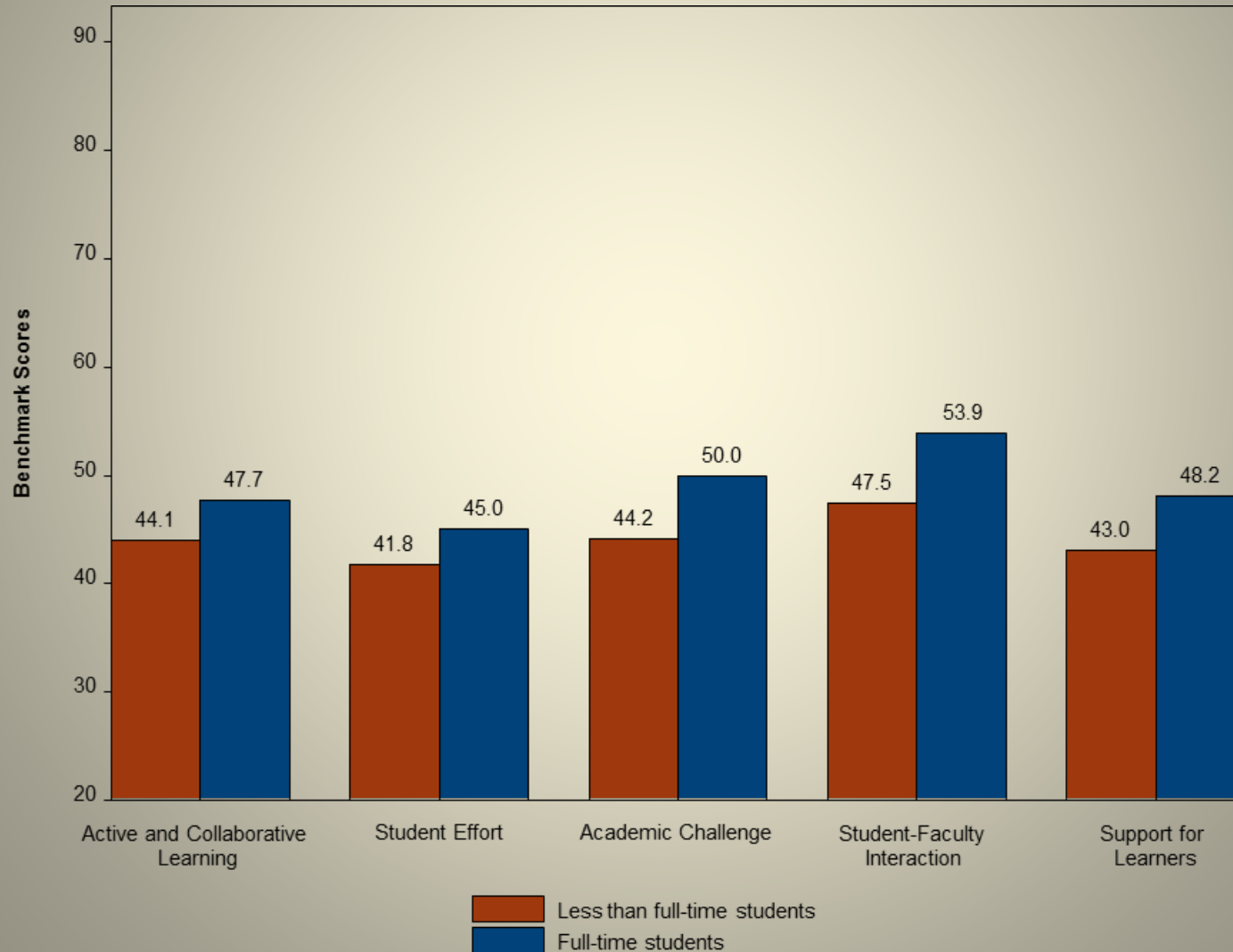
Benchmarks of Effective Educational Practice



*Top-Performing colleges are those that scored in the top 10 percent of the cohort by benchmark.

Notes: Benchmark scores are standardized to have a mean of 50 and a standard deviation of 25 across all respondents. For further information about how benchmarks are computed, please visit www.cccse.org.

Key Findings: A Starting Point



Aspects of Highest Student Engagement

Figure 3

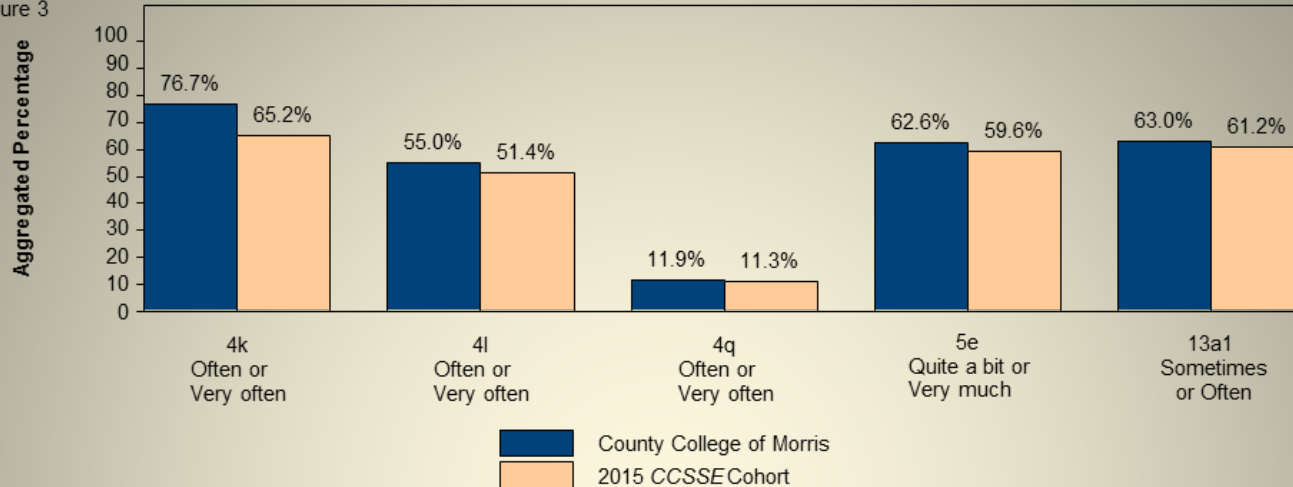


Table 1

Benchmark	Item Number	Item
Student-Faculty Interaction	4k	Used email to communicate with an instructor
Student-Faculty Interaction	4l	Discussed grades or assignments with an instructor
Student-Faculty Interaction	4q	Worked with instructors on activities other than coursework
Academic Challenge	5e	Applying theories or concepts to practical problems or in new situations
Support For Learners	13a1	Frequency: Academic advising/planning

Notes:

For Item(s) 4 (except 4e), *often* and *very often* responses are combined. For Item(s) 5, *quite a bit* and *very much* responses are combined.

For Item(s) 13, *sometimes* and *often* responses are combined.

Aspects of Lowest Student Engagement

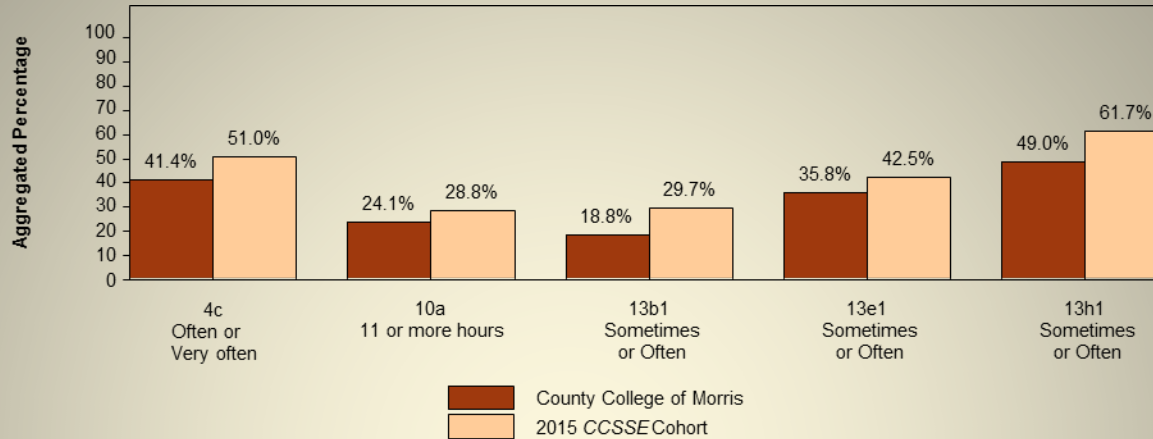


Table 2

Benchmark	Item Number	Item
Student Effort	4c	Prepared two or more drafts of a paper or assignment before turning it in
Student Support For Effort	10	Preparing for class (studying, reading, writing, rehearsing, doing homework,
Learners Student Effort	a	or
	13b1	other activities related to your program)
	13e1	Frequency: Career counseling
	13h1	Frequency: Skill labs (writing, math, etc.) Frequency: Computer lab

Notes:

For Item(s) 4 (except 4e), *often* and *very often* responses are combined.

For Item 10a, 11 - 20, 21 - 30, and *more than 30* responses are combined. For Item(s) 13, *sometimes* and *often* responses are combined.

Benchmark: ACTIVE & COLLABORATIVE LEARNING

4. In your experiences at this college during the current school year, about how often have you done each of the following:

1=never

2=sometimes

3=often

4=Very often

CCM
Mean

2.85	a. Asked questions in class or contributed to class discussions
2.09	b. Made a class presentation
2.38	f. Worked with other students on projects during class
1.89	g. Worked with classmates outside of class to prepare class assignments
1.37	h. Tutored or taught other students (paid or voluntarily)
1.27	i. Participated in a community-based project as a part of a regular course
2.46	r. Discussed ideas from your readings or classes with others outside of class (students, family members, co-workers, etc.)

Benchmark: STUDENT EFFORT

CCM Mean	<p>4. In your experiences at this college during the current school year, about how often have you done each of the following:</p> <p><i>1=never 2=sometimes 3=often 4=Very often</i></p>
2.32	c. Prepared two or more drafts of a paper or assignment before turning it in
2.76	d. Worked on a paper or project that required integrating ideas or information from various sources
1.88	e. Came to class without completing readings or assignments
	<p>6. During the current school year, about how much reading and writing have you done at this college</p> <p><i>1=none 2=between 1 & 4 3=between 5&10 4=between 11 & 20 5=more than 20</i></p>
2.00	b. Number of books read on your own (not assigned) for personal enjoyment or academic enrichment

Benchmark: STUDENT EFFORT (cont'd)

	10. About how many hours do you spend in a typical 7-day week doing each of the following:
CCM Mean	<i>0=none</i> <i>1=1-5 hours</i> <i>2=6-10 hours</i> <i>3=11-20 hours</i> <i>4=21-30 hours</i> <i>5=more than 20</i>
1.84	a. Preparing for class (studying, reading, writing, rehearsing, doing homework, or other activities related to your program)
	13.1 How often you use the following services:
	<i>1=rarely/never</i> <i>2=sometimes</i> <i>3=often</i>
1.43	d. Frequency: Peer or other tutoring
1.61	e. Frequency: Skill labs (writing, math, etc.)
1.84	h. Frequency: Computer lab

Benchmark: ACADEMIC CHALLENGE

CCM Mean	4. In your experiences at this college during the current school year, about how often have you done each of the following: <i>1=never</i> <i>2=sometimes</i> <i>3=often</i> <i>4=very often</i>
2.57	p. Worked harder than you thought you could to meet an instructor's standards or expectations
	5. During the current school year, how much has your coursework at this college emphasized the following mental activities: <i>1=very little</i> <i>2=some</i> <i>3=quite a bit</i> <i>4=very much</i>
2.91	b. Analyzing the basic elements of an idea, experience, or theory
2.75	c. Synthesizing and organizing ideas, information, or experiences in new ways
2.60	d. Making judgments about the value or soundness of information, arguments, or methods
2.79	e. Applying theories or concepts to practical problems or in new situations
2.82	f. Using information you have read or heard to perform a new skill

Benchmark: ACADEMIC CHALLENGE (cont'd)

	6. During the current school year, about how much reading and writing have you done at this college:				
CCM Mean	<i>1=none</i>	<i>2=between 1&4</i>	<i>3=between 5&10</i>	<i>4=between 11&20</i>	<i>5=more than 20</i>
2.84	a. Number of assigned textbooks, manuals, books, or book-length packs of course readings			2.84	
2.74	c. Number of written papers or reports of any length			2.74	
4.77	7. Mark the box that best represents the extent to which your examinations during the current school year have challenged you to do your best work at this college: <i>1=extremely easy7=extremely challenging</i>				
	9. How much does this college emphasize each of the following:				
	<i>1=very little</i>	<i>2=some</i>	<i>3=quite a bit</i>	<i>4=very much</i>	
2.94	a. Encouraging you to spend significant amounts of time studying			2.94	

Benchmark: STUDENT-FACULTY INTERACTION

CCM Mean	4. In your experiences at this college during the current school year, about how often have you done each of the following: <i>1=never</i> <i>2=sometimes</i> <i>3=often</i> <i>4=very often</i>
3.15	k. Used email to communicate with an instructor
2.65	l. Discussed grades or assignments with an instructor
2.13	m. Talked about career plans with an instructor or advisor
1.77	n. Discussed ideas from your readings or classes with instructors outside of class
2.63	o. Received prompt feedback (written or oral) from instructors on your Performance
1.50	q. Worked with instructors on activities other than coursework

Benchmark: SUPPORT FOR LEARNERS

CCM Mean	9. How much does this college emphasize each of the following: <i>1=very little much</i> <i>2=some</i> <i>3=quite a bit</i> <i>4=very</i>
2.88	b. Providing the support you need to help you succeed at this college
2.58	c. Encouraging contact among students from different economic, social, and racial or ethnic backgrounds
1.90	d. Helping you cope with your non-academic responsibilities (work, family, etc.)
2.10	e. Providing the financial support you need to thrive socially
2.59	f. Providing the financial support you need to afford your education
	13.1 How often you use the following services: <i>1=rarely/never</i> <i>2=sometimes</i> <i>3=often</i>
1.82	a. Frequency: Academic advising/planning
1.30	b. Frequency: Career counseling

