

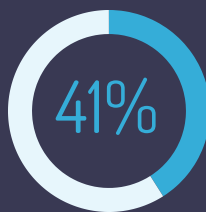
Spring 2022

CCM Student Profile

All Students

5,365

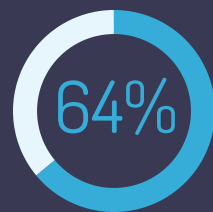
students are enrolled at CCM for the Spring 2022 term.



are Full-Time.



Full time students are those registered for 12 credits or more.



are under age 22.



17% are 22 to 25
14% are 26 to 39
5% are 40 or above

On average, Part-Time students registered for 7 credits, while Full-Time registered for 14.

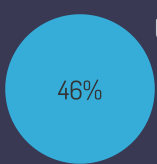
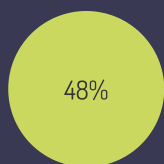
● Full-Time ● Part-Time



Female

Male

Unknown



6%

Slightly more students identify as female than male.

29% of students identify as Hispanic or African American.



52% White



24% Hispanic/Latino



5% Black/African American



6% Asian/Pacific Islander



3% Two or More Races



< 1% Native American



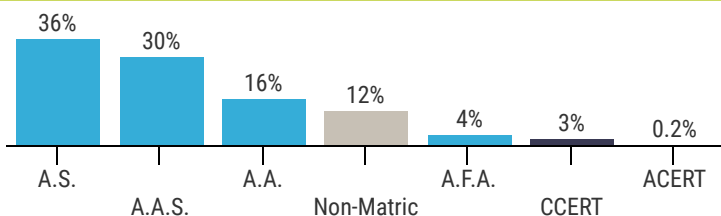
10% Unknown

The majority are continuing students.

● First-Time ● New Transfer ● Readmit ● Continuing



Most students are seeking an Associate Degree.

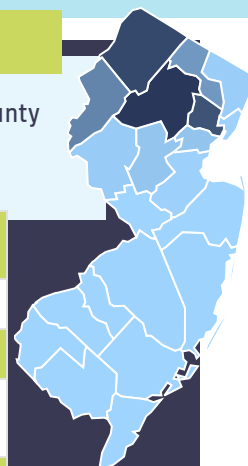


Most live in northern NJ.

81% (4,341) from Morris County
18% from other NJ counties
< 1% from out of state

Top 5 Majors

Nursing A.A.S.	13%
Business Administration A.S.	13%
Liberal Arts and Sciences: Humanities/Social Science A.A.S.	11%
Science and Mathematics: Biology A.S.	5%
Criminal Justice A.S.	4%



Prepared by the Office of Institutional Effectiveness