

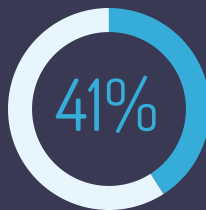
Spring 2024

CCM Student Profile

All Students

5,536

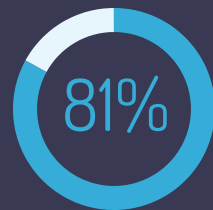
students are enrolled at CCM for the Spring 2024 term.



are Full-Time.



Full time students are those registered for 12 credits or more.



are 25 or younger.



14% are 26 to 39
5% are 40 or older

On average, Part-Time students registered for 7 credits while Full-Time registered for 14 credits.

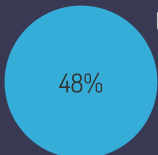
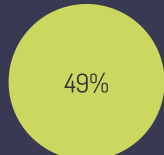
● Full-Time ● Part-Time



Female

Male

Unknown



3%

Slightly more students identify as female than male.

34% of students identify as Hispanic or African American.



43% White



29% Hispanic/Latino



6% Asian/Pacific Islander



5% Black/African American



3% Two or More Races



< 1% Native American



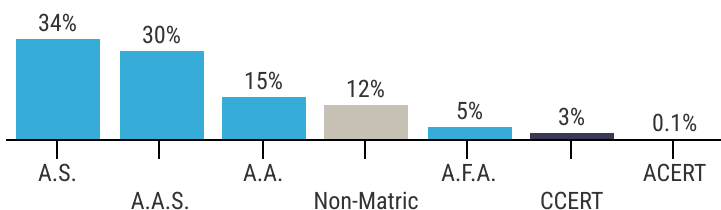
13% Unknown

The majority are continuing students.

● First-Time ● New Transfer ● Readmit ● Continuing



Most students are seeking an Associate Degree.

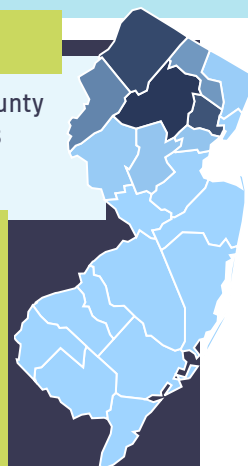


Most live in northern NJ.

80% (4,442) from Morris County
19% from other NJ counties
<1% from out of state

Top 5 Majors

Business Administration A.S.	13%
Nursing A.A.S.	13%
Humanities/Social Science A.A.S.	10%
Radiography A.A.S.	5%
Computer Science A.S.	4%



Prepared by the Office of Institutional Effectiveness