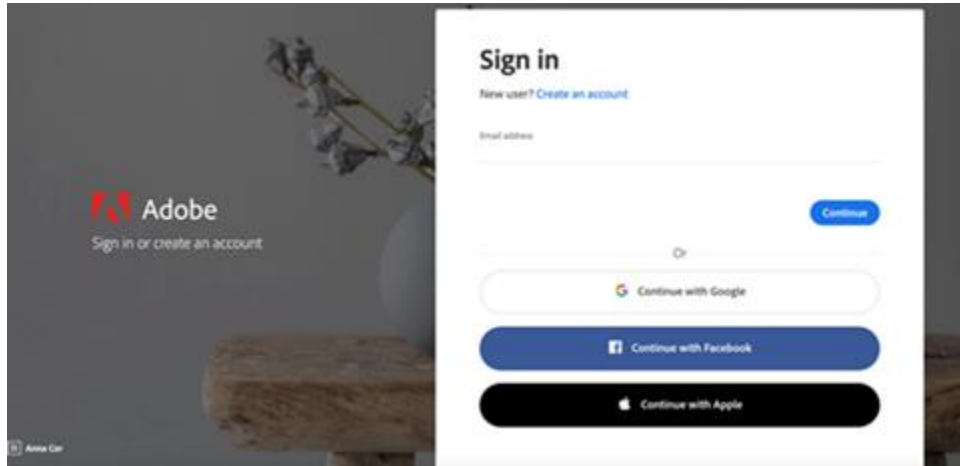


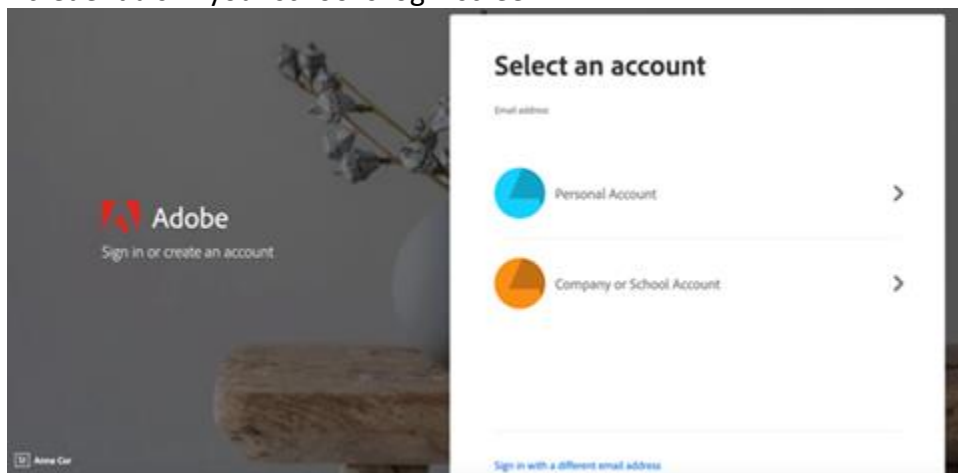
Adobe Creative Cloud Instructions

As a result of the CCM campus closure, student access to Adobe Creative Cloud in labs and classrooms is not available. Adobe has provided temporary at-home access for impacted students and faculty, so that they can continue their work remotely. Please follow the instructions below to enable access to Creative Cloud Desktop Apps on your personal device.

1. Visit <https://creativecloud.adobe.com> and use your **CCM email address** credentials to sign in.

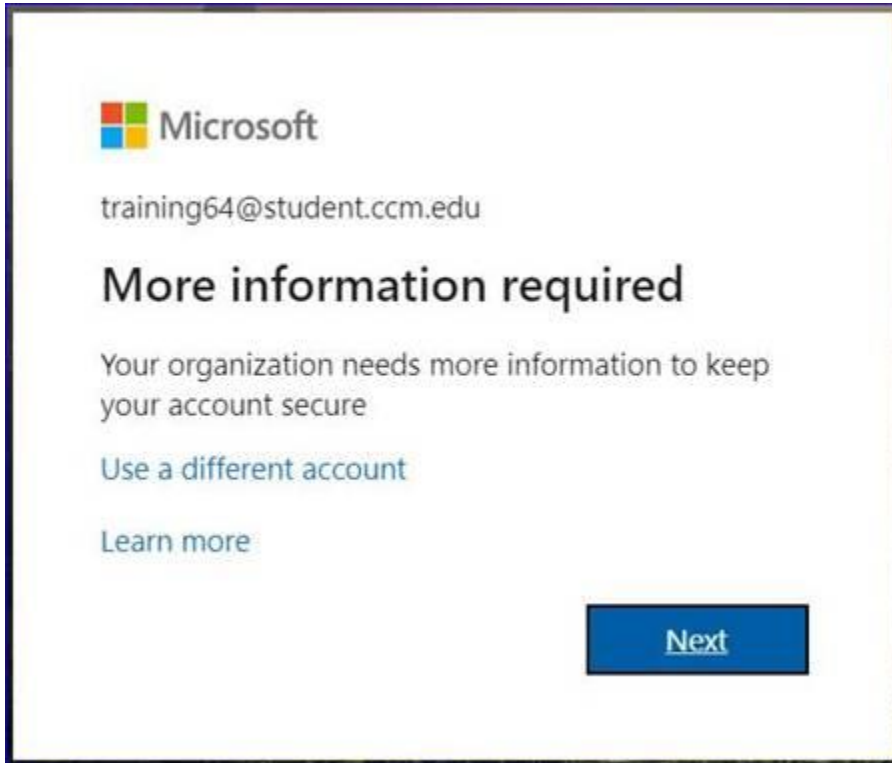


2. If prompted, select **Company or School Account** and then enter your password. Or provide your credentials in your school's login screen.



Adobe Creative Cloud Instructions

Click "Next"



Microsoft

training64@student.ccm.edu

More information required

Your organization needs more information to keep your account secure

[Use a different account](#)

[Learn more](#)

[Next](#)

Enter your CCM password and click "Sign in"



Microsoft

training64@student.ccm.edu

Enter password

.....|

[Forgot my password](#)

[Sign in with another account](#)

[Sign in](#)

Adobe Creative Cloud Instructions

You can **setup security for your account** or **you can skip this step**

student.ccm.edu

Keep your account secure

Your organization requires you to set up the following methods of proving who you are.

Phone

You can prove who you are by answering a call on your phone or texting a code to your phone.
What phone number would you like to use?

United States (+1) Enter phone number

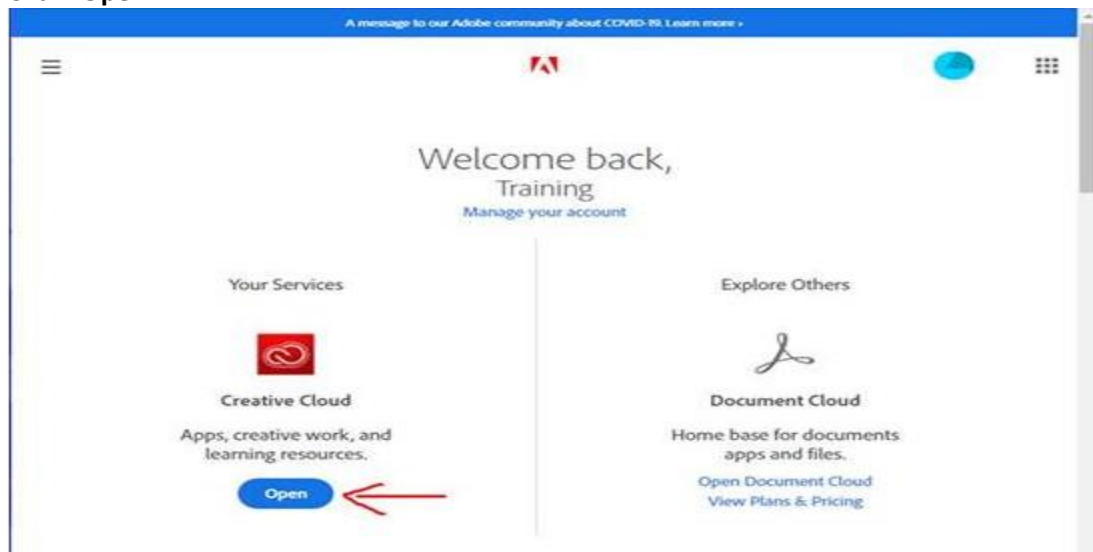
Text me a code
 Call me

Message and data rates may apply.

Next

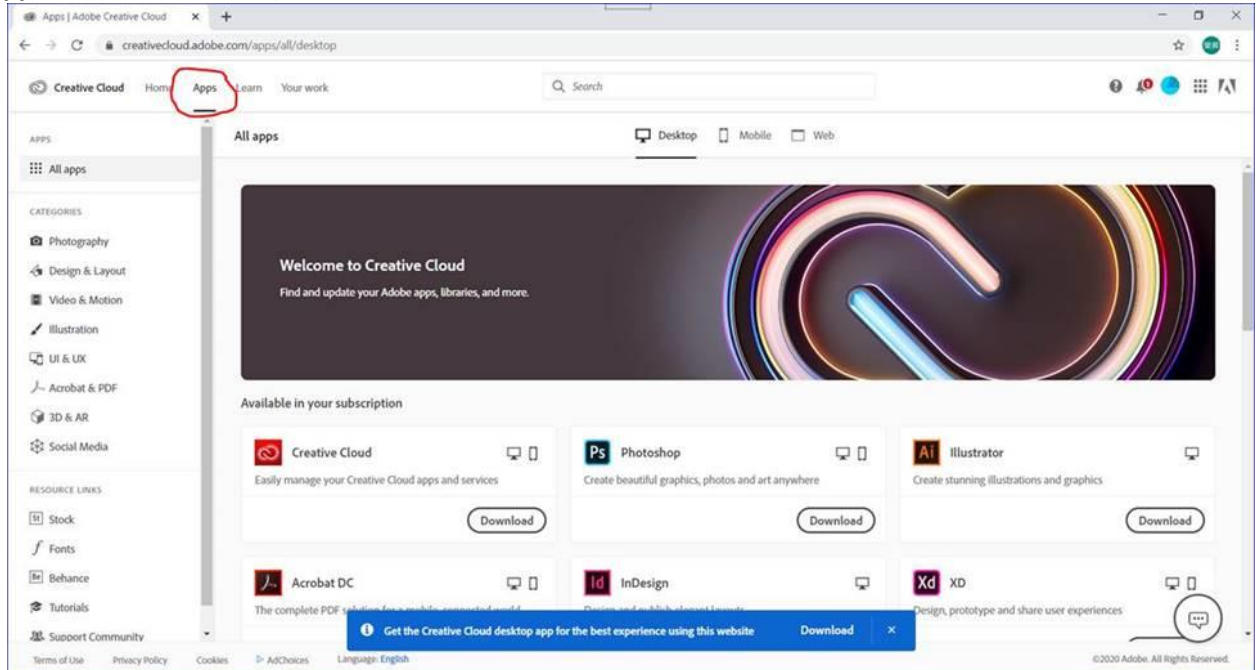
[I want to set up a different method](#) [Skip setup](#)

- From the Creative Cloud website, browse for and download your desired app. Click **Apps** on the top of the page to view all apps.
Click **"Open"**



Adobe Creative Cloud Instructions

Click “Apps” tab (circled in red)



For more information on how to download or install apps, see [Download and Install Creative Cloud apps](#).

For Higher Education students to continue developing skills, Adobe offers free “Daily Creative Challenges”. These are guided projects where participants receive creative prompts and connect with pros, mentors, and other students for feedback and support. Click on the app name to learn more: [Photoshop](#), [XD](#) and [Illustrator](#). Also, for inspiration and over-the-shoulder learning, watch pros share their creative process on Adobe Live daily at www.behance.net/adobelive.

Please visit this [HelpX page](#) if you have questions.